

Information on driving licences

For more information go to www.direct.gov.uk/driverinfo



Please check your photocard and counterpart carefully and keep this leaflet safe.

Contents

Your driving licence.....	3
What to do if you lose your photocard licence or counterpart	3
How to renew your photocard licence or photo	3
Changing your personal details	4
What to do when a licence holder dies	4
When a licence is no longer needed	4
Your health	4
Eyesight	5
General information	5
Your new, more secure driving licence	5
The categories of vehicles	7
Information codes	11
Foreign country codes	13
Driving in other countries.....	13
Learner drivers and provisional licence holders.....	14
Provisional licence conditions and restrictions (cars)	14
Compulsory Basic Training (CBT)	15
Types of motorcycle for tests.....	15
Riders under 21	15
Riders over 21	15
Training to ride a large motorcycle (direct access)	16
Minibuses, lorries and buses	16
Driving a minibus	16
Driving a lorry or bus	17
Supervising learner lorry and bus drivers	18
Towing Trailers.....	18
Motorhomes	18
Penalty points and disqualifications	19
Penalty point codes	20
Non-Endorsable Offences	23
The Road Traffic (New Drivers) Act 1995	24
Mutual recognition of driving – penalty points and disqualifications	25
Short-period disqualification (SPD)	26
Further information	26
The Data Protection Act and you	26
Freedom of Information Act 2000 explained	26
Where to get more advice on driving licences	26
DVLA service standards	27
How to become a blood donor	27

Your driving licence

Please check your photocard and paper counterpart carefully. This is especially important if there is a mistake in your name, address, date of birth or vehicle categories.

The address shown is in the format preferred by Royal Mail and may not be identical to the one you gave on your application form.

If there is anything wrong with the licence or paper counterpart, send both parts back to us at DVLA, Swansea, SA99 1BN. Include a letter explaining what is wrong.

Give your full name, date of birth or driver number whenever you contact us about your licence. This helps us to find your details.

We will send your licence and identity documents separately. If you do not get your identity documents back within 10 working days of receiving your photocard licence, please phone us on **0870 240 0009**.

What to do if you lose your photocard licence or paper counterpart

If the details on the photocard licence have not changed and both parts have been lost or stolen, you can apply for a replacement licence by phoning 0870 240 0009 between 8am and 8.30pm, Monday to Friday, and between 8am and 5.30pm on Saturdays. We accept payment by Visa, MasterCard, Maestro or Delta.

Or you can apply for a replacement licence using form 'Application for a driving licence' (D1), which is available to order as a pack from **www.direct.gov.uk/motoringforms** and to pick up at Post Office® branches.

If your photocard licence or the paper counterpart has been lost or stolen you should also tell the police. If you lose either your photocard or your paper counterpart, we will issue replacements of both parts. You need to send any part you still hold back to us.

How to renew your photocard licence or photo

Photocard driving licences are only valid for up to 10 years. The expiry of the photo on a driver's licence does not affect the validity period of the entitlement shown on the licence. You will need to renew the photo on your photocard licence at least every 10 years to keep your photo up to date. We will send you a reminder when your photo is due to be renewed. After the age of 70, you will have to update your photo once only. This will be when you renew your actual licence. We will send a reminder for this. If you have to renew your licence more regularly (for example, for medical reasons or because you

are entitled to drive buses or lorries) you will not have to renew your photo each time you renew your licence. We will send you a reminder when your photo or licence is due for renewal.

Changing your personal details

You must immediately tell us about any change to your personal details.

To change your address you must fill in the section provided on the paper counterpart. The address must be one in Great Britain where we can contact you at any time.

Send **both** your photocard and paper counterpart to us at DVLA, Swansea, SA99 1BN.

If your name has changed you will need to fill in form D1 which is available to order from **www.direct.gov.uk/motoringforms** and to pick up at Post Office® branches and send it to us. You will also need to send proof of your new name.

You could be fined up to £1000 if you do not tell us about these changes.

What to do when a licence holder dies

If you are responsible for dealing with the estate of the person who has died, send their photocard and paper counterpart to us at DVLA, Swansea, SA99 1AB.

To prevent any unnecessary correspondence which may cause distress, please send a covering letter that includes the full name, address and date of birth or driver number of the person who has died and the date they died. **You do not need to send in the death certificate.**

When a licence is no longer needed

If you no longer want to drive you should return your licence to us at DVLA, Swansea, SA99 1AB. Include a letter explaining that you no longer want a licence.

Your health

You must let us know if you have ever had, or currently suffer from, any medical condition that could affect your ability to drive. If you are not sure whether to tell us about a medical condition, your doctor should be able to give you advice.

You can find information about relevant health conditions on our website at **www.direct.gov.uk/driverhealth** or in our 'Driving licences' (D100) booklet – which you can download from **www.direct.gov.uk/motoringleaflets** and is also available to pick up at Post Office® branches.

Eyesight

A new format for number plates was introduced on 1 September 2001. This means that the characters displayed on all new and replacement number plates must be 50mm wide instead of 57mm wide.

To drive you must be able to read a number plate, in good daylight, from 20.5 metres (67 feet) for old-style characters or 20 metres (65 feet) for new-style characters. If you need to wear glasses or corrective lenses to do this, you must wear them every time you drive.

There are higher eyesight standards for those who drive medium or large vehicles, minibuses or buses. Further information is available in our 'Driving licences' (D100) booklet or from **www.direct.gov.uk/driverhealth**

If you have any questions about standards for eyesight, or any other medical condition, you can contact us in the following ways:

By phoning 0870 600 0301 between 8am and 5.30pm Monday to Friday, and between 8am and 1pm on Saturdays.

If you are deaf or hard of hearing and have a textphone you should **phone 01792 766 366. This number will not respond to an ordinary phone.**

By sending an e-mail to eftd@dvla.gsi.gov.uk

By writing to DVLA, Drivers Medical Unit, Swansea, SA99 1TU.

By sending a fax to 0845 850 0095.

When you contact us, please give your full name and address, and your date of birth or driver number. Also give us as much information as possible about your medical condition.

General information

Your new, more secure driving licence

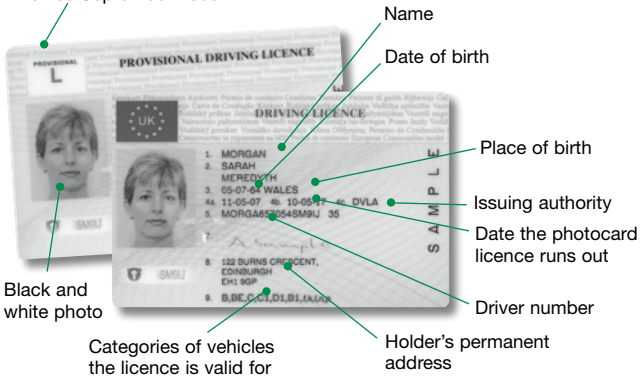
Your new licence is made up of a photocard and a paper counterpart. The photocard will show your photo, signature and the categories of vehicle you are entitled to drive. The paper counterpart will show the vehicles you are entitled to drive as a learner, driving offences and other relevant information.

The new licence has improved security features not available on the older licence. One of the main differences between the two is the new version **has a black and white photo** while the older version had a colour one.

If you have to show your licence to the police you should show them the photocard and the paper counterpart. You should not cover the photocard or paper counterpart with any stickers.


An example of the front of a photocard licence

A letter L on the provisional photocard confirms that the holder is a learner driver. The symbol is shown on all provisional photocard driving licences we have issued since September 1999.



An example of the back of a full photocard licence

The steering wheel is a security feature. It changes colour when viewed at a different angle.









The date your entitlement to drive a category of vehicle starts. The '<' = 'earlier than' symbol (if shown) means that the date shown has been worked out using the earliest information available.








Information codes. A description of the codes is shown on page 11.


The date your entitlement to drive each category of vehicle ends. The last two figures refer to the year (for example, 34 is 2034). Categories you have provisional entitlement to drive are shown on the paper counterpart document.

Unique card identifier, used to link the photocard and the counterpart document.

Descriptions of vehicle categories

Category	Description	Minimum age	Notes
A1	Motorcycles  Light motorcycles with an engine size of no more than 125cc and a power output of no more than 11kW (14.6bhp)	17	
A	 Motorcycles with a power output up to 25kW (33bhp) and a power to weight ratio of no more than 0.16kW / kg. Motorcycle combination (motorcycle with a sidecar) with a power to weight ratio of no more than 0.16kW for every kg of weight	17	
A	 Any size motorcycle, with or without a sidecar	21	See note 1
B1	Three or four-wheeled light vehicles  Motor tricycles, quadricycles and three or four-wheeled vehicles with an unladen weight of no more than 550kg	17	See note 2
B	Cars  Cars with a maximum authorised mass of no more than 3500kg, having no more than eight passenger seats, towing a trailer up to 750kg. A car and a trailer, where the total maximum authorised mass of both is not more than 3500kg and the maximum authorised mass of the trailer is not more than the unladen weight of the car A car with an unladen weight of 1.25 tonnes and a maximum authorised mass of 2 tonnes towing a trailer with a maximum authorised mass of 1.25 tonnes could be driven under category B entitlement as the maximum authorised mass of both is not more than 3.5 tonnes and the maximum authorised mass of the trailer is not more than the unladen weight of the car	17	See note 2
B auto	Automatic cars As cars, but with automatic gearbox	17	See note 2
B+E	Cars with trailers  Combinations of a car in category B and a trailer over 750kg	17	See note 9

Category	Description	Minimum age	Notes
C1	Medium-sized vehicles  Lorries between 3500kg and 7500kg with a trailer up to 750kg	18	See notes 3 and 9
C1+E	Medium-sized vehicles with trailers  Combinations of vehicles where the towing vehicle is in category C1 and its trailer has a maximum authorised mass of over 750kg as long as the maximum authorised mass of the vehicle and trailer is not more than 12000kg and the maximum authorised mass of the trailer is not more than the unladen weight of the towing vehicle	21	See notes 3, 4 and 9
C	Large vehicles  Vehicles over 3500kg with a trailer up to 750kg	21	See note 4
C+E	Large vehicles with trailers  Vehicles over 3500kg with a trailer over 750kg	21	See note 4
D1	Minibuses  Vehicles with between nine and 16 passenger seats with a trailer up to 750kg	21	See notes 5 and 9
D1+E	Minibuses with trailers  Combinations of vehicles where the towing vehicle is in category D1 and its trailer has a maximum authorised mass of over 750kg, as long as the maximum authorised mass of the vehicle and trailer is not more than 12000kg, and the maximum authorised mass of the trailer is not more than the unladen mass of the towing vehicle	21	See notes 5 and 9
D	Buses  Any bus with more than eight passenger seats with a trailer up to 750kg	21	See notes 5 and 8

Category	Description	Minimum age	Notes
D+E	Buses with trailers  Any bus with more than eight passenger seats with a trailer over 750kg	21	See note 8
f	Agricultural tractors	17	See note 6
g	Roadrollers	21	See note 7
h	Tracked vehicles	21	See notes 4 and 10
k	Mowing machines or vehicles controlled by someone on foot	16	
l	Electric vehicles	17	
n	Vehicles used for short distances on public roads		
p	Mopeds	16	

Also see the notes below and over the page.

Note 1

You must be 21 or over or have passed a standard A test at least two years ago.

Note 2

At age 16 you can get a licence if you receive the higher-rate mobility component of Disability Living Allowance. However, if you stop getting the higher rate, the normal minimum age for driving a car (17) applies.

Note 3

You can drive at 18 if the combined weight of the vehicle and trailer is under 7500kg. If the combined weight is over 7500kg, you must be 21 or over.

Note 4

You can drive at 17 if you are a member of the armed forces. You can drive at 18 if you are a member of the young drivers' scheme.

Note 5

You can drive at 17 if you are a member of the armed forces.

You can drive at 18:

- (i) while learning to drive or taking your passenger carrying vehicle (PCV) test or Certificate of Professional Competence (CPC) Initial Qualification or
- (ii) After passing a PCV test and CPC Initial Qualification when:
 - Driving on a regular service where the route does not exceed 50km, or
 - Not engaged in the carriage of passengers, or

- While undergoing a national vocational training course to obtain a CPC Initial Qualification; or

(iii) If the PCV licence was obtained before 10 September 2008, when:

- Driving on a regular service where the route does not exceed 50km, or
- Not engaged in the carriage of passengers, or
- Driving a vehicle of a class included in sub-category D1, and
- Driving under a bus operator's licence, minibus permit or community bus permit.

For further advice you will need to contact the Driving Standards Agency on 0300 200 1122 or you can e-mail drivercpc@dsa.gsi.gov.uk

Note 6

At 16 you can drive a tractor less than 2.45m wide. It must only pull trailers less than 2.45m wide with two wheels, or four wheels close-coupled.

Note 7

At 17 you can drive small roadrollers with metal or hard rollers. They must not be steam powered, weigh more than 11.69 tonnes or be made for carrying loads.

Note 8

You need category D entitlement to drive an articulated bus (for example, a 'bendibus'). You can get more details from us.

Note 9

If you passed your test for category B or B automatic before 1 January 1997 your licence will already show C1, C1E (8.25 tonnes), D1, D1E (not for hire or reward) as entitlement.

Note 10

You can drive at 17 if the maximum authorised mass of the tracked vehicle is not more than 3500kg.

Information codes

Listed below are descriptions of the information codes on your driving licence. These tell you any restrictions on your driving entitlement.

- 01** eyesight correction
- 02** hearing/communication aid
- 10** modified transmission
- 15** modified clutch
- 20** modified braking systems
- 25** modified accelerator systems
- 30** combined braking and accelerator systems

- 35** modified control layouts
- 40** modified steering
- 42** modified rear-view mirror(s)
- 43** modified driving seats
- 44** modifications to motorcycles
 - (1) single operated brake
 - (2) (adjusted) hand operated brake (front wheel)
 - (3) (adjusted) foot operated brake (back wheel)
 - (4) (adjusted) accelerator handle
 - (5) (adjusted) manual transmission and manual clutch
 - (6) (adjusted) rear-view mirror(s)
 - (7) (adjusted) commands (direction indicators, braking light, etc.)
 - (8) seat height allowing the driver, in sitting position, to have two feet on the road at the same time
- 45** motorcycle only with sidecar
- 70** exchange of licence
- 71** duplicate of licence
- 78** restricted to vehicles with automatic transmission
- 79** restricted to vehicles in conformity with the specifications stated in brackets
- 101** not for hire or reward
- 102** drawbar trailers only
- 103** subject to certificate of competence
- 105** not more than 5.5m long
- 106** restricted to vehicles with automatic transmissions
- 107** not more than 8250kg
- 108** subject to minimum age requirements
- 110** limited to invalid carriages
- 111** limited to 16 passenger seats
- 113** limited to 16 passenger seats except for automatics
- 114** with any special controls required for safe driving
- 115** organ donor
- 118** start date is for earliest entitlement
- 119** weight limit does not apply
- 120** complies with health standard for category D1
- 121** restricted to conditions specified in the Secretary of State's notice
- 122** valid on successful completion: Basic Moped Training Course (CBT)

Foreign country codes

The relevant codes will appear in the 'Information codes' section of the driving licence if you have exchanged your licence from any of these countries for a GB licence.

Australia	AUS	Italy	I
Austria	A	Japan	J
Barbados	BDS	Jersey	GBJ
Belgium	B	Latvia	LV
British Virgin Islands	VGB	Liechtenstein	FL
Bulgaria	BG	Lithuania	LT
Canada	CDN	Luxembourg	L
Cyprus	CY	Malta	M
Czech Republic	CZ	Monaco	MC
Denmark	DK	Netherlands	NL
Estonia	EST	New Zealand	NZ
Falkland Islands	FK	Norway	N
Faroe Islands	FO	Poland	PL
Finland	FIN	Portugal	P
France	F	Republic of Korea	ROK
Germany	D	Romania	RO
Gibraltar	GBZ	Singapore	SGP
Greece	GR	Slovakia	SK
Guernsey	GBG	Slovenia	SLO
Hong Kong	HK	South Africa	ZA
Hungary	H	Spain	E
Iceland	IS	Sweden	S
Ireland	IRL	Switzerland	CH
Isle of Man	GBM	Zimbabwe	ZW

Driving in other countries

Visiting another country

Your GB licence allows you to drive in all other countries in the European Community (EC) or European Economic Area (EEA). Check with a motoring organisation if you want to drive in a country that is not in the EC or EEA. They will tell you whether you need an International Driving Permit (IDP). IDPs are issued by the AA, the RAC and Green Flag National Breakdown Recovery Club. You must live in Great Britain, have passed a driving test, and be over 18.

Moving to another country

If you move to another country, you should get information about driving there from the relevant authority in that country.

If you **return** here from a country that is not in the EC or EEA and you do not have a GB licence, you may:

- drive for up to 12 months on a valid licence that is not a GB licence; or
- apply for a replacement of your previous GB licence by paying the appropriate fee and giving up any foreign licence you hold.

Learner drivers and provisional licence holders

Provisional licence conditions and restrictions (cars)

Learner drivers must be supervised. To supervise a learner driver you must be at least 21 and have a current full Great Britain (GB), Northern Ireland or European Community/European Economic Area (EC/EEA) driving licence, which you must have held for at least three years.

Learner drivers must have 'L' plates on the vehicle they are driving and the plates must be clearly visible from the front and back of the vehicle. In Wales learner drivers can use 'D' plates on their vehicles instead of 'L' plates (in other parts of Britain all learner drivers must have 'L' plates, even if they are also using 'D' plates).

If you have:

- provisional entitlement to drive cars with trailers (category B+E) and have passed a test for car (category B); or
- hold unrestricted provisional entitlement to drive a lorry or bus, and you got that entitlement after 1 January 1997;

you **may drive** on the motorway as long as you are supervised and are displaying 'L' plates. If you do not meet these conditions you could be fined up to £1000, be disqualified (banned) from driving or have three to six penalty points on your licence.

Entitlement for 16 year-olds

If you are 16, provisional category B entitlement (motorcar) will be shown on your licence but it will not be valid until your 17th birthday (age 16 if you receive a Disability Living Allowance (mobility component) at the higher rate).

Applying for a full licence after passing your test

Pass certificates issued since 1 April 1991 are only valid for two years. If you do not apply for your full licence within this time you will have to take the theory and practical tests again.

If your name is correct on your photocard driving licence, you may be able to have a new licence issued automatically once you pass your driving test. Your driving examiner will tell you if you qualify for this.

Compulsory Basic Training (CBT)

Provisional licence for motorcycles

All learner riders must complete a CBT course before riding a moped or motorcycle on the road.

You do not need to complete CBT if:

- you have already got full moped entitlement as a result of passing a moped test on or after 1 December 1990; or
- you have already got a full licence for one class of motorcycle entitlement and want to upgrade to another. (For example, if you are entitled to ride light motorcycles, (category A1), you do not need to repeat CBT to get a provisional category A entitlement).

However, you will need to take a further training course on the larger machine if your full licence limits you to riding modified motorcycles and you want to ride motorcycles that haven't been modified.

If you have any questions about CBT, phone the Driving Standards Agency on **0115 936 6547** and ask for the CBT section.

Full car driving licence holders riding mopeds

Since 1 February 2001, a person who has passed a driving test for a car must take a moped riding course before they can ride a moped on the road.

People who passed a car test **before 1 February 2001** do not need to take training before riding a moped on the road, but we encourage them to do so.

Motorcycle specification for learner riders

Learner riders can ride motorcycles with an engine size of up to 125cc and a power output of up to 11kW (14.6bhp).

Types of motorcycle for tests

Riders under 21

A learner motorcycle rider under 21 can take two types of test.

- Category A1 light motorcycle – this allows you to ride motorcycles up to 125cc (11kW/14.6 bhp).
- Category A – this allows you to ride any motorcycle with a power output of up to 25kW (33bhp) and a power to weight ratio of no more than 0.16kW for every kg. You will be entitled to ride larger powered motorcycles **after two years of passing your test.**

Riders over 21

Learner motorcyclists aged 21 or over can choose to:

- take one of the tests set out above for riders under 21; or
- take a test to ride bikes over 25kW.

Training to ride a large motorcycle (direct access)

So that learners aged 21 or over can practise for the test for large motorcycles, they can ride any motorcycle on the road **when accompanied (on another motorcycle) by an approved motorcycle instructor.**

The practical test can only be taken by riders aged 21 or over and completed on a motorcycle of at least 35kW (46.6bhp).

If you need more information on riding a motorcycle, you can download leaflet 'Driver licensing for motorcyclists' (INF31) from **www.direct.gov.uk/motoringleaflets** or get one from us (see page 26).

Minibuses, lorries and buses

Driving a minibus

If you were entitled to drive cars before 1 January 1997 (group A or B) on old-style licences or (category B and D1 on new-style licences) you can drive a minibus as long as:

- you are 21 or over;
- the minibus has no more than 16 passenger seats; and
- you are not using the minibus to carry fare-paying passengers for profit.

To drive a minibus with over eight passenger seats, or to carry fare-paying passengers, you will normally need entitlement under category D1 or D. To get this you must meet higher medical standards and take a further driving test.

Since January 1998, your minibus entitlement continues in the UK and for **temporary** visits abroad until your licence is renewed. At that renewal, your minibus entitlement (D1 and D1+E not for hire or reward) can only be issued if you still meet the higher medical standards and make the appropriate application. You will need to fill in form 'Application for a lorry or bus driving licence' (D2) and provide a filled-in 'Medical Examination Report' (D4). You can get both forms from us, Traffic Area Offices and DVLA local offices.

The D4 is available to download from our website at **www.direct.gov.uk/motoringforms** and you can also order a D2 application pack on-line.

In general, category B driving licences (cars) have to be renewed when drivers reach the age of 70. Younger drivers with declared medical conditions will also be affected by the rules when their licences are renewed.

But all holders of category B driving licences may drive minibuses in the circumstances explained over the page.

If your driving licence does not allow you to drive minibuses (does not show category D1), there are certain circumstances where you may still be able to do so. You may drive a minibus with up to 16 passenger seats as long as:

- you are driving for social purposes for a non-commercial body but do not make a profit;
- you are 21 or over;
- you have held a category B driving licence for at least two years;
- you are providing your services on a voluntary basis; and
- the minibus weighs no more than 3.5 tonnes (not including any specialist equipment for carrying disabled passengers) or no more than 4.25 tonnes in certain circumstances.

When driving a minibus under these conditions you:

- must not receive any payment other than your out-of-pocket expenses;
- must not tow any trailer; and
- can only drive in Britain.

If you are 70 or over you will need to make a special application which involves meeting higher medical standards.

Note: you cannot take a permit minibus abroad if it is used to make a profit unless you hold either bus D1 or D entitlement. (Minibus permits allow some organisations that give a service of benefit to the community, to make a charge without having to comply with the full passenger carrying vehicle entitlement (bus) operator licensing requirements and without the need for their drivers to have bus entitlement).

If you need more information on driving a minibus, you can download leaflet – ‘Driving a minibus’ (INF28) from www.direct.gov.uk/motoringleaflets or get a copy from us (see page 26).

Driving a lorry or bus

You must pass a driving test in a car before you take a test for either of these categories.

If you want to drive lorries you must get category C entitlement. To drive buses you must get category D entitlement. You can apply for both. To do this you must send us an ‘Application for a lorry or bus licence’ (D2) together with a ‘Medical Examination Report’ (D4) filled in by a doctor. You must also take and pass a driving test in a lorry or bus.

Supervising learner lorry and bus drivers

If you want to supervise a learner lorry or bus driver you will need to meet **either** of the following conditions.

- You must have held a full licence for the category of vehicle you are travelling in for at least three years; or
- you must have held a full licence for the category of vehicle you are travelling in for at least one year **and** have held a full licence in the other category (lorry or bus as appropriate) for at least three years.

For example, a person supervising a bus learner driver must either have held a full bus licence for at least three years, or a full lorry licence for three years and a full bus licence for at least one year.

You can get more information on supervising a learner lorry or bus driver from the Driving Standards Agency (DSA). Visit www.direct.gov.uk/motoring or phone 0115 936 6666.

Towing trailers

If you want to tow a heavy trailer, you must first pass a test in the vehicle you would be using to tow the trailer.

Learner drivers in categories B, C1, C, D1 and D cannot tow any trailer of any size.

If you need more information on entitlement to tow trailers, read leaflet 'Driving licence requirements for towing trailers in Great Britain' (INF30). There is also a leaflet available on 'Minimum test vehicles' (INF29). You can download both from www.direct.gov.uk/motoringleaflets or you can get them from us (see page 26).

Motorhomes

When driving a motorhome it is the maximum authorised mass (the total weight of the vehicle plus the maximum load it can carry) which is relevant to the driving entitlement you need.

To drive a motorhome with a maximum authorised mass of between 3.5 and 7.5 tonnes, you need a category C1 licence.

To drive a motorhome with a maximum authorised mass of over 7.5 tonnes, you need a category C licence.

Vehicles which do not need lorry or bus entitlement

If you passed your category B or B automatic test before 1 January 1997 your licence will already show D1, D1+E which can be driven, but not for hire or reward. Your licence will also show entitlement C1, C1+E (not more than 8250kg). There is no hire or reward restriction for C1, C1+E. You normally need category C or D entitlement to drive a large lorry or bus on the road.

However, the following apply.

- Category D licence holders can drive bus recovery vehicles.
- Category C licence holders can also drive buses for testing or repair, as long as they've held their full licence for two years.
- Category B licence holders can drive some large vehicles as long as they meet certain conditions.

You can get more information from leaflet 'Special licensing arrangements for drivers of larger vehicles' (INF52) which you can download from

www.direct.gov.uk/motoringleaflets

Vehicles a person can drive without lorry or bus entitlement include:

- steam powered vehicles;
- lorries built before 1 January 1960 and used unloaded and not pulling a loaded trailer;
- road construction machines, industrial tractors, agricultural motor vehicles, engineering equipment, works trucks and digging machines;
- vehicles with an unloaded weight of up to 3.05 tonnes and fitted with equipment for raising a disabled vehicle;
- buses more than 30 years old carrying no more than eight passengers and not to make a profit;
- play buses and exhibition buses;
- any vehicle being driven away by the police; and
- vehicles used for carrying lifeboats.

Penalty points and disqualifications

Penalty points and disqualifications stay on the paper counterpart for the following periods.

Penalty points and disqualifications are valid for either three or 10 years depending on the offence, but stay on your licence for an extra year. If you commit another driving offence that might have to go to court, this extra year allows any previous penalty points and disqualifications (that were valid at the time of the offence) to be taken into account by the court.

- **11 years** from the date of the conviction for offences relating to driving while under the influence of drink or drugs, causing death by careless driving while under the influence of drink or drugs, or causing death by careless driving and failing to provide a specimen to be tested.
- **Four years** from the date of the conviction for reckless or dangerous driving and offences resulting in disqualification.

- **Four years** from the date of the offence in all other cases.

After the appropriate period, you can apply to have your penalty points taken off your paper counterpart by filling in an 'Application for a driving licence' (D1) which you can order from www.direct.gov.uk/motoringforms or get from Post Office® branches. **(You will need to send us the photocard and paper counterpart).**

Penalty point codes

The following is a guide to the number of penalty points a court could give for offences. It does not reflect the fact that some offences may lead to you being disqualified from driving. These codes are recorded on licences from information supplied by the courts. If you have any questions about points you receive, contact the relevant court.

Code	Accident offences	Penalty points
AC10	Failing to stop after an accident	5 to 10
AC20	Failing to give particulars or to report an accident within 24 hours	5 to 10
AC30	Undefined accident offences	4 to 9

Disqualified driver

BA10	Driving while disqualified by order of court	6
BA30	Attempting to drive while disqualified by order of court	6

Careless driving

CD10	Driving without due care and attention	3 to 9
CD20	Driving without reasonable consideration for other road users	3 to 9
CD30	Driving without due care and attention or without reasonable consideration for other road users	3 to 9
CD40	Causing death through careless driving when unfit through drink	3 to 11
CD50	Causing death by careless driving when unfit through drugs	3 to 11
CD60	Causing death by careless driving with alcohol level above the limit	3 to 11
CD70	Causing death by careless driving then failing to supply a specimen for alcohol analysis	3 to 11
CD80	Causing death by careless, or inconsiderate driving	3 to 11
CD90	Causing death by driving: unlicensed, disqualified or uninsured drivers	3 to 11

Construction and use offences

CU10	Using a vehicle with defective brakes	3
------	---------------------------------------	---

Code	Accident offences	Penalty points
CU20	Causing or likely to cause danger by reason of use of unsuitable vehicle or using a vehicle with parts or accessories (excluding brakes, steering or tyres) in a dangerous condition	3
CU30	Using a vehicle with defective tyres	3
CU40	Using a vehicle with defective steering	3
CU50	Causing or likely to cause danger by reason of load or passengers	3
CU80	Breach of requirements as to control of the vehicle, mobile telephones and so on	3

Reckless or dangerous driving

DD40	Dangerous driving	3 to 11
DD60	Manslaughter or culpable homicide while driving a vehicle	3 to 11
DD80	Causing death by dangerous driving	3 to 11
DD90	Furious driving	3 to 9

Drink or drugs

DR10	Driving or attempting to drive with alcohol level above limit	3 to 11
DR20	Driving or attempting to drive while unfit through drink	3 to 11
DR30	Driving or attempting to drive then failing to supply a specimen for alcohol analysis	3 to 11
DR40	In charge of a vehicle while alcohol level above limit	10
DR50	In charge of a vehicle while unfit through drink	10
DR60	Failure to provide a specimen for analysis in circumstances other than driving or attempting to drive	10
DR70	Failing to provide specimen for breath test	4
DR80	Driving or attempting to drive when unfit through drugs	3 to 11
DR90	In charge of a vehicle when unfit through drugs	10

Insurance offences

IN10	Using a vehicle uninsured against third party risks	6 to 8
------	---	--------

Licence offences

LC20	Driving otherwise than in accordance with a licence	3 to 6
LC30	Driving after making a false declaration about fitness when applying for a licence	3 to 6
LC40	Driving a vehicle having failed to notify a disability	3 to 6

Code	Accident offences	Penalty points
LC50	Driving after a licence has been revoked or refused on medical grounds	3 to 6

Miscellaneous offences

MS10	Leaving a vehicle in a dangerous position	3
MS20	Unlawful pillion riding	3
MS30	Play street offences (where a road has been officially closed to vehicles to allow it to be used as a 'street playground')	2
MS50	Motor racing on the highway	3 to 11
MS60	Offences not covered by other codes as appropriate	3 to 6
MS70	Driving with uncorrected defective eyesight	3
MS80	Refusing to submit to an eyesight test	3
MS90	Failure to give information as to identity of driver and so on	6

Motorway offences

MW10	Contravention of Special Road Regulations (excluding speed limits)	3
------	--	---

Pedestrian crossings

PC10	Undefined Contravention of Pedestrian Crossing Regulations	3
PC20	Contravention of Pedestrian Crossing Regulations with moving vehicle	3
PC30	Contravention of Pedestrian Crossing Regulations with stationary vehicle	3

Speed limits

SP10	Exceeding goods vehicle speed limit	3 to 6
SP20	Exceeding speed limit for type of vehicle (excluding goods or passenger vehicles)	3 to 6
SP30	Exceeding statutory speed limit on a public road	3 to 6
SP40	Exceeding passenger vehicle speed limit	3 to 6
SP50	Exceeding speed limit on a motorway	3 to 6

Traffic directions and signs

TS10	Failing to comply with traffic light signals	3
TS20	Failing to comply with double white lines	3
TS30	Failing to comply with a 'Stop' sign	3
TS40	Failing to comply with direction of a constable warden	3
TS50	Failing to comply with a traffic sign (excluding 'stop' signs, traffic lights or double white lines)	3
TS60	Failing to comply with a school crossing patrol sign	3

Code	Accident offences	Penalty points
TS70	Undefined failure to comply with a traffic direction sign	3

Special code

TT99 To signify a disqualification under ‘totting up’ procedure. If the total of penalty points reaches 12 or more within three years, the driver will be disqualified. **Note:** The individual offences which lead to this disqualification are removed from both the driver’s record and driving licence upon issue of a new driving licence.

Theft or unauthorised taking

UT50	Aggravated taking of a vehicle	3 to 11
------	--------------------------------	---------

Aiding, abetting, counselling or procuring

A person who ‘aids, abets, counsels or procures’ another person to commit an offence (that is helps or causes them to commit an offence, or gives them advice on how to do so) will be punished as if they had committed it. ‘Aiding, and so on’ has its own offence code and is set apart from the other offences in this leaflet.

Offences are as coded on pages 20–23, but with the 0 changed to 2 (for example, LC20 becomes LC22). The penalty points for the conviction are the same.

Causing or allowing someone to commit an offence

Offences are as coded on pages 20–23, but with the 0 changed to 4 (for example, LC20 becomes LC24). The penalty points for the conviction are the same.

Encouraging or persuading someone to commit an offence

Offences are as coded on pages 20–23, but with the 0 changed to 6 (for example, DD40 becomes DD46). The penalty points for the conviction are the same.

Non-Endorsable Offences

A non-endorable offence is an offence which courts do not endorse onto your paper counterpart. No penalty points are attributed to these offences but these offences do carry a period of disqualification. At the end of the disqualification (over 55 days) you will have to apply for a renewal licence together with the appropriate fee. The offence codes detailed below are used by us to record the offence on the drivers’ database so that the status of the individual’s driving entitlement can be confirmed.

NE96 Disqualification imposed under the Child Support, Pensions & Social Security Act 2000

- NE97** Non endorsable offence with a possible on going reduction in the disqualification period. Non endorsable offence as a result of interim disqualification not being sentenced within 6 months.
- NE98** Non endorsable miscellaneous offences from 1/1/2004. Power under Section 146 of the Power of Criminal Courts (Sentencing) Act 2000 to order a defendant to be disqualified from driving – Anti-Social Behaviour.
- NE99** Replaced UT10, UT20, UT30 & UT40 after 30.06.92.

The Road Traffic (New Drivers) Act 1995

You will lose your licence if you get six or more penalty points within two years of the following.

- Passing a first driving test in GB.
- Exchanging a licence issued in the EC, the Channel Islands, the Isle of Man or Gibraltar. The two-year period begins from the date you first passed a driving test in your home country.
- Exchanging a driving licence from a **designated country** see 'How to fill in your application for a driving licence' (D1) (INF1D) and passing a British driving test to gain additional driving entitlements. The two year period begins from the date you passed a driving test in Great Britain.

Any penalty points you receive before the two-year period before passing your test and which are still valid will count towards the total of six. Points you get after the two-year period will also count if you committed the offence during that period.

You cannot appeal against this decision. The only thing you can appeal against is the conviction that led to the penalty points. The relevant court will be able to give you advice on how to appeal. Once the court tells us you have made an appeal, we will not revoke (withdraw) your licence while the appeal is continuing. If you accept a fixed penalty notice you cannot appeal.

To get your full licence back, you must:

- get a provisional licence and drive as a learner; and
- pass the theory and practical tests again.

Passing the theory and practical tests does not remove the penalty points from your licence, and if the total reaches 12 within three years you may be disqualified from driving.

High-risk offenders

If you have been disqualified for having a level of alcohol in the body of:

- 87.5 microgrammes or more in every 100 millilitres of breath;
- 200 milligrammes or more in every 100 millilitres of blood; or

- 267.5 milligrammes or more in every 100 millilitres of urine;

or if you have:

- been disqualified twice within 10 years for drink-driving; or
- been disqualified for failing to provide a specimen for analysis.

We will send you a letter before the disqualification ends to explain that you will need to have a **medical examination** to get your licence back.

Mutual recognition of driving – penalty points and disqualifications

Great Britain (GB) and Northern Ireland (NI)

Since 11 October 2004, the following has applied.

- Disqualifications given in Northern Ireland will apply in Great Britain.
- Someone who holds a NI driving licence can apply for a GB paper counterpart by filling in form ‘Application for a GB counterpart licence’ (D9) which is available from www.direct.gov.uk/motoringforms. This can be kept with their NI licence and will allow them to use the GB fixed-penalty scheme that allows the driver to accept a fixed penalty for certain types of motoring offence without having to go to court. Penalty points given to people who hold NI licences can then have them added to the GB paper counterpart.
- A NI licence can be withdrawn under the Road Traffic (New Drivers) Act 1995.
- A NI licence can be withdrawn because of a disability.

Similar rules came into force in Northern Ireland at the same time as those made in Great Britain.

Isle of Man

Since 23 May 2005, disqualifications recognised between Great Britain and Northern Ireland have also been recognised in the Isle of Man.

This means that drivers disqualified from holding a driving licence in Great Britain or Northern Ireland since 23 May 2005 will also be disqualified from driving, holding or getting a driving licence in the Isle of Man.

Similarly, if a court in the Isle of Man disqualifies a driver they will also be disqualified from driving in Great Britain and Northern Ireland.

Offences recognised under Mutual recognition for GB licence holders

NI09 GB drivers disqualified in Northern Ireland

NR09 GB drivers revoked under the New Drivers Act in Northern Ireland

QI09 GB drivers disqualified in Isle of Man.

Short-period disqualifications (SPD)

If you are disqualified for less than 56 days, the court will stamp your paper counterpart and give it back to you. The stamp will tell you how long you are disqualified for. You do not need to renew your licence when the disqualification ends. You can drive again the day after the disqualification ends.

Further information

The Data Protection Act and you

The Data Protection Act 1998 gives you the right to see the information we hold about you. To see the information you should write to us, enclosing a cheque for £5 (made payable to DVLA, Swansea) at:

Driving Licence Validation Team

Driver Customer Services

DVLA

Swansea

SA6 7JL.

You must include your full name, address, and driver number.

Freedom of Information Act 2000 explained

Since 1 January 2005, the Freedom of Information Act (2000) has given you a general right of access to information held by public authorities.

To ask for information you should write to DVLA, Swansea SA99 1AW or e-mail foi@dvla.gsi.gov.uk. We will provide the information that we hold, unless it is exempt, within 20 working days. Examples of when information cannot be released include where it would be sensitive to a business, relates to security or law enforcement or if it relates to personal information.

Under the Freedom of Information Act, public authorities have to provide a 'Publication Scheme'. This is simply a list of the types of information that a public authority make routinely available, and how you can access that information. DVLA's Publication Scheme can be found on our website at:

www.dvla.gov.uk/foi/DVLApublicationscheme.aspx

Where to get more advice on driving licences

If you have any questions about driving licences, you can find more details on our website at:

www.direct.gov.uk/driverinfo and in booklet 'Driving licences' (D100) which is also available on the website or from Post Office® branches, DVLA local offices and Traffic Area Offices.

You can also contact us in the following ways.

Phone (Customer Enquiries): 0870 240 0009 (lines are open between 8am and 8.30pm Monday to Friday,

and between 8am and 5.30pm on Saturdays).

Fax: 0870 240 1651 (from the UK), + 44 1792 786369
(from abroad)

E-mail: drivers.dvla@gtnet.gov.uk

We cannot provide driver numbers or personal information from a driver's record by e-mail.

If you are deaf or hard of hearing and have a textphone, you should phone **01792 766366**. **This number will not respond to an ordinary phone.**

DVLA service standards

We aim to always give you the best possible service.

If you are not satisfied with our service, get in touch with the person or section you have been dealing with.

If you would like a copy of our 'Customer Service Guide and what to do if things go wrong' (INS101), contact Carol Evans (contact details shown below) or download it from our website at: **www.direct.gov.uk/motoringleaflets**

So we can monitor our service, please tell us:

- when we have done something well;
- if we have failed to meet our service standards;
- how we could improve our services; or
- if you have any comments on this or any other DVLA document.

Please write to:

Carole Evans
Customer Services Manager
DVLA
Swansea
SA7 0EE.

Fax: 01792 766416

E-mail: csm.dvla@gtnet.gov.uk

How to become a blood donor

The National Blood Service (NBS) collects blood from nearly two million donors each year to deliver to hospitals for them to use in life-saving operations. The NBS depends on its donors to give blood regularly.

People are encouraged to become blood donors through a national campaign based on the theme '**Do something amazing today. Save a life. Give blood**'.

If you are interested in becoming a blood donor, or you want to find out more details you can contact the NBS or the Welsh Blood Service in the following ways:

Visit the website at:

www.blood.co.uk or **www.welshblood.org.uk**

Phone: 08457 711 711 or 0800 25 22 66 (Welsh blood Service)



100% recycled
When you have finished with this leaflet please recycle it

